


















MESKER DOOR INCORPORATED

FRAME ANCHORS

	PART #	DESCRIPTION
	PFDE680	MULTI-PURPOSE EGRESS ANCHOR-5
	PFSPA4 or 5	SPLICE ANCHOR 4 3/4 or 5 3/4
	PFDCA	DRYWALL COMPRESSION ANCHORS
	PFDSNA	DRYWALL SNAP IN ANCHOR (NEED 2 PER JAMB)
	PFA110	ADJ. ANCHOR (110) 4 3/4-6 3/4
	PFA380	ADJ. ANCHOR (380) 5 3/4-8 3/4
	PFAAF	ADJ. FLOOR ANCHOR 4 3/4, 5 3/4, 6 3/4
	PFAEW	AEW ANCHOR
	PFSA4 thru PFSA8	SILL ANCHOR 4 3/4, 5 3/4, 6 3/4, 7 3/4, 8 3/4 (ASI FLOOR)
	PFDE684	MASONRY T EGRESS ANCHOR-5 3/4
	PFMTA	MAS. TUBE ANCHOR 4 3/4-8 3/4 (USE FOR AEW)
	PFMWA	MASONRY WIRE ANCHOR (BOX 400)*
	PFMT4	MASONRY T ANCHOR 4 3/4
	PFMT5	MASONRY T ANCHOR 5 3/4
	PFMT6	MASONRY T ANCHOR 6 3/4
	PFMT7	MASONRY T ANCHOR 7 3/4
	PFMT8	MASONRY T ANCHOR 8 3/4
	PFAUM	ANCHOR AUM001
	PFAUM2	ANCHOR AUM002
	PFMUA4 thru PFMUA8	MULLION ANCHOR 4 3/4, 5 3/4, 6 3/4, 7 3/4, 8 3/4
	PFSSA4 thru 6	AST 4 3/4, 5 3/4, 6 3/4 STEEL STUD ANCHOR
	PFSSA7	AST 7 3/4 STEEL STUD ANCHOR
	PFSSA8	AST 8 3/4 STEEL STUD ANCHOR
	PFUA4 or 6	UNA 4 3/4 or 6 3/4 UNIVERSAL ANCHOR
	PFUA5	UNA 5 3/4 UNIV ANCH (BOX 350)* (Existing Anchor Holes In 5 3/4" ONLY)
	PFUA725	UNA 7 1/4 UNIVERSAL ANCHOR
	PFUA7 or 8	UNA 7 3/4 or 8 3/4 UNIVERSAL ANCHOR
	PFUA825	UNA 8 1/4 UNIVERSAL ANCHOR

* MUST ORDER IN BOX QUANTITIES INDICATED