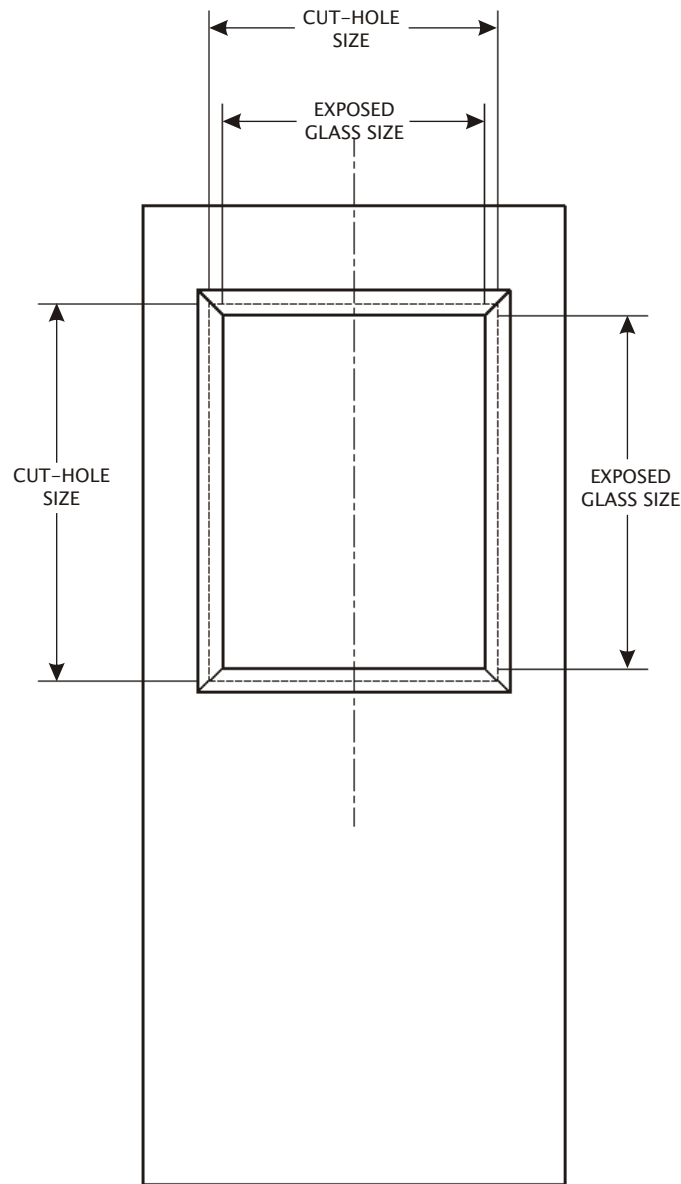


### GLASS LIGHT NOMENCLATURE



ALL DIMENSIONS FOR GLASS LIGHTS ARE BASED ON EXPOSED GLASS SIZE. THE CUT-HOLE SIZE IS DEPENDANT ON TYPE OF GLAZING BEAD USED. (ORDER EXPOSED GLASS SIZE.)

# TECHNICAL DATA SHEET

DS-158-2

## STANDARD DOOR RECOMMENDED GLASS SIZES

DOOR SIZE	V		G		FG		Narrow Lite	
	W	H	W	H	W	H	W	H
2068	10	10	10	26	10	56	SPECIFY SIZE	
2468	10	10	14	26	14	56		
2668	10	10	16	26	16	56		
2868	10	10	18	26	18	56		
3068	10	10	22	26	22	56		
3468	10	10	26	26	26	56		
3668	10	10	28	26	28	56		
3868	10	10	30	26	30	56		
4068	10	10	34	26	34	56		
2070	10	10	10	30	10	60		
2470	10	10	14	30	14	60		
2670	10	10	16	30	16	60		
2870	10	10	18	30	18	60		
3070	10	10	22	30	22	60		
3470	10	10	26	30	26	60		
3670	10	10	28	30	28	60		
3870	10	10	30	30	30	60		
4070	10	10	34	30	34	60		
2072	10	10	10	32	10	62		
2472	10	10	14	32	14	62		
2672	10	10	16	32	16	62		
2872	10	10	18	32	18	62		
3072	10	10	22	32	22	62		
3472	10	10	26	32	26	62		
3672	10	10	28	32	28	62		
3872	10	10	30	32	30	62		
4072	10	10	34	32	34	62		

W=WIDTH IN INCHES  
H=HEIGHT IN INCHES

STANDARD LOCATIONS  
V-63" CENTERLINE FROM DOOR BOTTOM  
G & FG - 6" DOWN AND 6" IN FROM TOP ON LOCK SIDE

January 2007

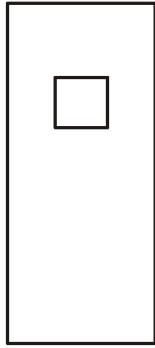


# MESKER


www.meskerdoor.com  
256-851-6670, 256-852-5846

# TECHNICAL DATA SHEET

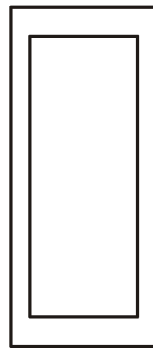
DS-158-3



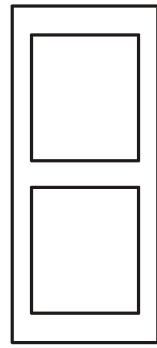
V



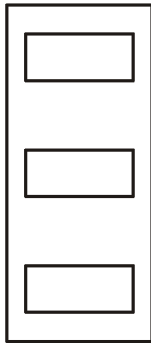
G



FG



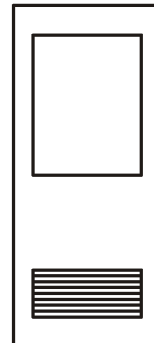
G2



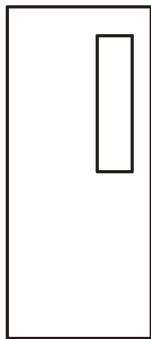
G3



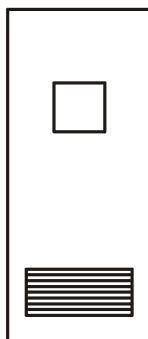
L




GL



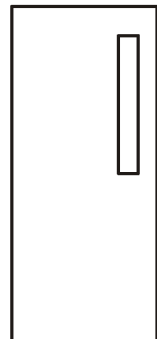
NARROW LITE  
SPECIFY SIZE



VL



FL



3x33

January 2007



**MESKER**

www.meskerdoor.com  
256-851-6670, 256-852-5846